


Puzzle,
design by Studio Italia Design, 2014

Parete

Forme essenziali in metallo, quadrati e rettangoli che sembrano scomparire nel soffitto o nella parete. Le lampade Puzzle rendono la luce il vero ornamento degli ambienti abitativi creando effetti di morbide geometrie.



Puzzle Single Square	Sorgente luminosa	Struttura: Alluminio	Diffusore:	Codice
	LED <ul style="list-style-type: none"> • 3000 K • 1 x 16W 1800 lm • 220-240V • CRI 92 • MacAdam 3-Step LED e driver incluso	● Bianco Opaco 9016	—	146004
		● Nero Opaco 9005	—	146031
	LED <ul style="list-style-type: none"> • 2700 K • 1 x 16W 1700 lm • 220-240V • CRI 92 • MacAdam 3-Step LED e driver incluso	● Bianco Opaco 9016	—	146008
		● Nero Opaco 9005	—	146030

Peso netto: 1.16 kg

Peso lordo: 1.67 kg

Colli: N°1

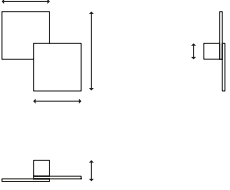
Volume: 0.013 m³



IP20

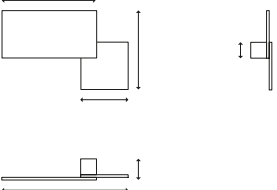
Energy Saving

Dim Triac

Puzzle Double Square	Sorgente luminosa	Struttura: Alluminio	Diffusore:	Codice
	LED <ul style="list-style-type: none"> • 3000 K • 2 x 16W 3600 lm • 220-240V • CRI 92 • MacAdam 3-Step LED e driver incluso	● Bianco Opaco 9016	—	146003
	LED <ul style="list-style-type: none"> • 2700 K • 2 x 16W 3400 lm • 220-240V • CRI 92 • MacAdam 3-Step LED e driver incluso	● Nero Opaco 9005	—	146033
	LED <ul style="list-style-type: none"> • 3000 K • 2 x 16W 3600 lm • 220-240V • CRI 92 • MacAdam 3-Step LED e driver incluso	● Bianco Opaco 9016	—	146007
	LED <ul style="list-style-type: none"> • 2700 K • 2 x 16W 3400 lm • 220-240V • CRI 92 • MacAdam 3-Step LED e driver incluso	● Nero Opaco 9005	—	146032

Peso netto: 2.00 kg	Peso lordo: 2.68 kg	Colli: N°1	Volume: 0.015 m ³
---------------------	---------------------	------------	------------------------------

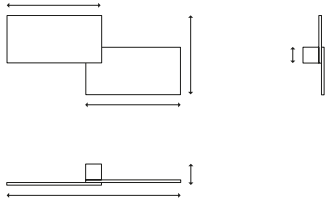
CE	ErC	IP20	Energy Saving	Dim Triac
----	-----	------	---------------	-----------

Puzzle Square & Rectangle	Sorgente luminosa	Struttura: Alluminio	Diffusore:	Codice
	LED <ul style="list-style-type: none"> • 3000 K • 2 x 16W 3600 lm • 220-240V • CRI 92 • MacAdam 3-Step LED e driver incluso	● Bianco Opaco 9016	—	146002
	LED <ul style="list-style-type: none"> • 2700 K • 2 x 16W 3400 lm • 220-240V • CRI 92 • MacAdam 3-Step LED e driver incluso	● Nero Opaco 9005	—	146035
	LED <ul style="list-style-type: none"> • 3000 K • 2 x 16W 3600 lm • 220-240V • CRI 92 • MacAdam 3-Step LED e driver incluso	● Bianco Opaco 9016	—	146006
	LED <ul style="list-style-type: none"> • 2700 K • 2 x 16W 3400 lm • 220-240V • CRI 92 • MacAdam 3-Step LED e driver incluso	● Nero Opaco 9005	—	146034

Peso netto: 2.91 kg	Peso lordo: 3.71 kg	Colli: N°1	Volume: 0.021 m ³
---------------------	---------------------	------------	------------------------------

CE	ErC	IP20	Energy Saving	Dim Triac
----	-----	------	---------------	-----------

Puzzle Double Rectangle



Sorgente luminosa

- LED
- 3000 K
 - 2 x 17W | 3600 lm
 - 220-240V
 - CRI 92
 - MacAdam 3-Step

LED e driver incluso

Struttura: Alluminio

Diffusore:

Codice

● Bianco Opaco 9016 —

146001

● Nero Opaco 9005 —

146037

- LED
- 2700 K
 - 2 x 17W | 3400 lm
 - 220-240V
 - CRI 92
 - MacAdam 3-Step

LED e driver incluso

● Bianco Opaco 9016 —

146005

● Nero Opaco 9005 —

146036

Peso netto: 3.69 kg

Peso lordo: 4.61 kg

Colli: N°1

Volume: 0.028 m³

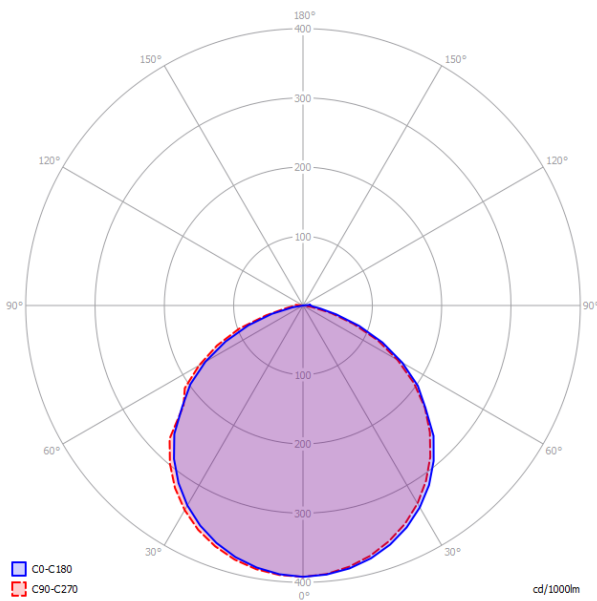


IP20

Energy Saving

Dim Triac

Diagramma polare



Puzzle Single Square

- LED
- 2700 K
 - 2 x 17W | 3400 lm
 - 220-240V
 - CRI 92
 - MacAdam 3-Step

LED e driver incluso

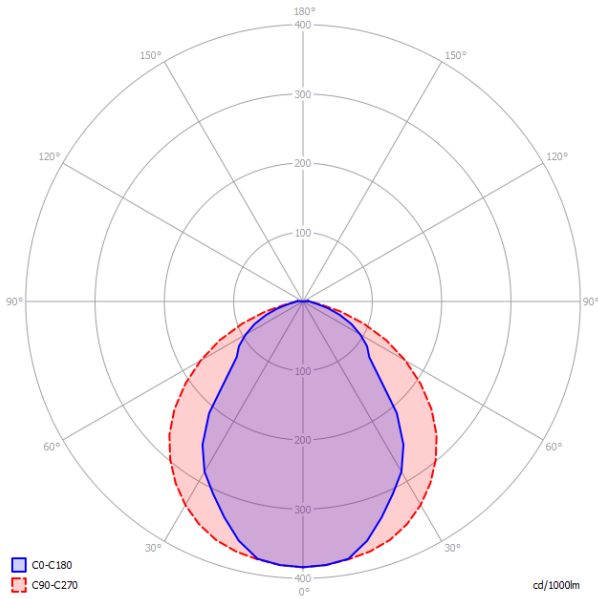
- LED
- 3000 K
 - 2 x 17W | 3600 lm
 - 220-240V
 - CRI 92
 - MacAdam 3-Step

LED e driver incluso

LODES

Diagramma polare

Puzzle Double Square



- LED
- 2700 K
 - 2 x 17W | 3400 lm
 - 220-240V
 - CRI 92
 - MacAdam 3-Step

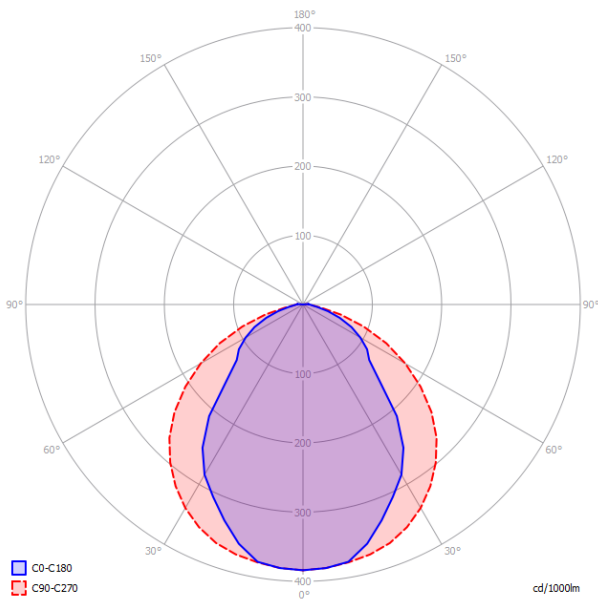
LED e driver incluso

- LED
- 3000 K
 - 2 x 17W | 3600 lm
 - 220-240V
 - CRI 92
 - MacAdam 3-Step

LED e driver incluso

Diagramma polare

Puzzle Square & Rectangle



- LED
- 2700 K
 - 2 x 17W | 3400 lm
 - 220-240V
 - CRI 92
 - MacAdam 3-Step

LED e driver incluso

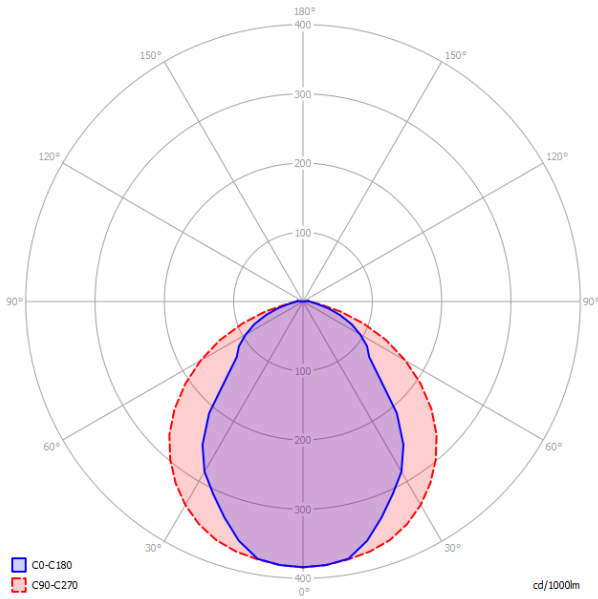
- LED
- 3000 K
 - 2 x 17W | 3600 lm
 - 220-240V
 - CRI 92
 - MacAdam 3-Step

LED e driver incluso

LODES

Diagramma polare

Puzzle Double Rectangle



- LED
- 2700 K
 - 2 × 17W | 3400 lm
 - 220-240V
 - CRI 92
 - MacAdam 3-Step

LED e driver incluso

- LED
- 3000 K
 - 2 × 17W | 3600 lm
 - 220-240V
 - CRI 92
 - MacAdam 3-Step

LED e driver incluso

Altre applicazioni di Puzzle



Soffitto