


Sky-Fall,
Design by Studio Italia Design

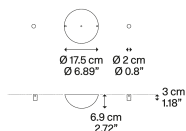
Model Sky-Fall double canopy

In Sky-Fall, the traditional glass processing techniques embrace the most advanced LED technologies. The shape of Sky-Fall captures the imagination in its reminiscence of ancient decanters in precious blown glass. Its function amazes thanks to the innovative double LED source that diffuses direct and indirect light. Available in two sizes and in four finishes, and in 2700 or 3000 K* light colour temperature versions, Sky-Fall decorates both when it is on and when it is off. Now added to the family is the new Sky-Fall Round: a further variant featuring a spherically shaped diffuser available in two sizes and four finishes, including the new, precious golden sage. The new finish also extends to Sky-Fall in both sizes.


* North America: 2700k only



Sky-Fall double canopy



Structure: Metal



Code

R99L02 4000

Net weight: 0.56 kg

Parcels: 1

CE

IP20

Options of Sky-Fall



Sky-Fall medium



Sky-Fall large