
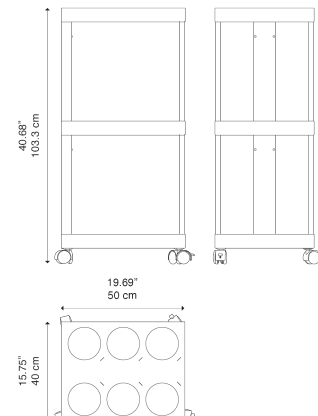



ROD

Model Recharge Cart

The slender stem connects two imaginary blocks of cement, rising from the base and supporting the shade, which hosts the LED light source. To adjust the level of light, the user can simply touch the top of the shade.



Recharge Cart	Structure: Painted Steel	Code
	 Matte Black – 9005	51500 2000
Net weight: 22.15 kg	Parcels: 2	

Options of ROD



ROD