

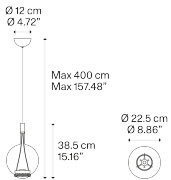








Sky-Fall,
Design by Studio Italia Design

Model Sky-Fall Round medium

In Sky-Fall, the traditional glass processing techniques embrace the most advanced LED technologies. The shape of Sky-Fall captures the imagination in its reminiscence of ancient decanters in precious blown glass. Its function amazes thanks to the innovative double LED source that diffuses direct and indirect light. Available in two sizes and in four finishes, and in 2700 or 3000 K* light colour temperature versions, Sky-Fall decorates both when it is on and when it is off. Now added to the family is the new Sky-Fall Round: a further variant featuring a spherically shaped diffuser available in two sizes and four finishes, including the new, precious golden sage. The new finish also extends to Sky-Fall in both sizes.

* North America: 2700k only



Sky-Fall Round medium	Light source	Structure: Metal	Diffuser: Blown glass	Code
	2700 K	 Chrome	 Clear	14824 0027U
	20 W	 Chrome	 Glossy Smoke	14824 4327U
	2000 lm	 Chrome	 Glossy Bronze	14824 4627U
	350 mA	 Chrome	 Golden Sage	14824 7127U
	CRI 90			
	MacAdam 3- Step			
	LED and driver included			

Net weight: 3.24 lbs

Connectable directly to a 4" Standard J-Box



IP20

Energy Saving 

Dim Triac 

Options of Sky-Fall



Sky-Fall Round large



Sky-Fall medium



Sky-Fall large