

JIM dome,
Design by Patrick Norguet

Model JIM dome

Immediate function, uncomplicated style, durable materials, modular at will. Inspired by the abat-jours of the ateliers of the early 1900s, JIM is a system of suspension lamps with distinctive shapes and a versatile composition that suits any interiors and living environment. JIM’s versatility is further enhanced by the colour range: the two finishes for the shades can be combined with the two different suspension hook hues as desired.



JIM dome

Ø 9.5 cm
Ø 3.74"

Max 400 cm
Max 157.48"

Ø 50 cm
Ø 19.68"

Light source

Medium Base
E26 LED
1 x Max 25 W
120 V

Bulb not included

Structure: Metal

Matte Black – 9005
Matte Black – 9005
Matte Champagne
Matte Champagne

Diffuser: Metal

Matte White – 9010
Matte White – 9010
Matte White – 9010
Matte White – 9010

Hook : Methacrylate

Grey
Honey
Grey
Honey

Code

16924 2800U
16924 6600U
16924 2700U
16924 6500U

Net weight: 4.85 lbs

Parcels: 2

IP20

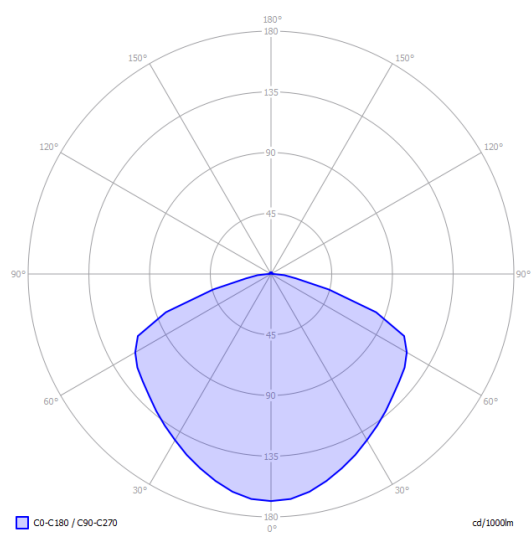
Energy Saving

Dim


JIM dome

Medium Base
E26 LED
1 x Max 25 W
120 V


Photometric data




Options of JIM dome



JIM bell



JIM cone



JIM cylinder