





































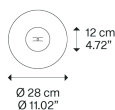
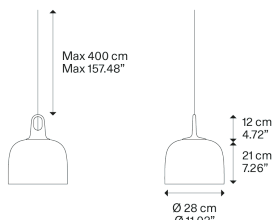
JIM bell, cone and cylinder, Design by Patrick Norguet

Model JIM bell

Immediate function, uncomplicated style, durable materials, modular at will. Inspired by the abat-jours of the ateliers of the early 1900s, JIM is a system of suspension lamps with distinctive shapes and a versatile composition that suits any interiors and living environment. JIM's versatility is further enhanced by the colour range: the four different finishes for the shades can be combined with the three different suspension hook hues as desired.



JIM bell	Light source	Outside diffuser: Metal	Inside diffuser: Metal	Hook : Methacrylate	Code
	E27 A60 LED 1 x 25 W	 Matte White – 9010	 Matte White – 9010	 Grey	169037
	Bulb not included	 Matte White – 9010	 Matte White – 9010	 Honey	169032
		 Matte White – 9010	 Matte White – 9010	 Turquoise	169042
		 Matte Black – 9005	 Matte White – 9010	 Grey	169039
		 Matte Black – 9005	 Matte White – 9010	 Honey	169034
		 Matte Black – 9005	 Matte White – 9010	 Turquoise	169044
		 Matte Champagne	 Matte White – 9010	 Grey	169038
		 Matte Champagne	 Matte White – 9010	 Honey	169033
		 Matte Champagne	 Matte White – 9010	 Turquoise	169043
		 Coppery Bronze	 Matte White – 9010	 Grey	169036
		 Coppery Bronze	 Matte White – 9010	 Honey	169031
		 Coppery Bronze	 Matte White – 9010	 Turquoise	169041




Net weight: 1.90 kg

Parcels: 2



IP20

Energy Saving 

Dim 

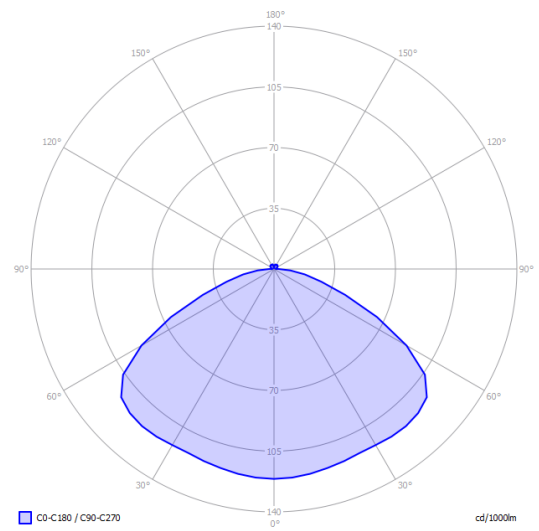


Cluster suspension lamps must be installed on a *canopy*: find out more on lodes.com/en/canopies


JIM bell

Polar diagram

E27 A60 LED
1 x 25 W



Options of JIM bell, cone and cylinder



JIM cylinder

JIM cone

JIM dome