


JIM bell, cone and cylinder,  
*Design by Patrick Norguet*

Model JIM bell

Immediate function, uncomplicated style, durable materials, modular at will. Inspired by the abat-jours of the ateliers of the early 1900s, JIM is a system of suspension lamps with distinctive shapes and a versatile composition that suits any interiors and living environment. JIM's versatility is further enhanced by the colour range: the two finishes for the shades can be combined with the two different suspension hook hues as desired.



JIM bell

Max 400 cm  
Max 157.48"

12 cm  
4.72"

21 cm  
7.26"

Ø 28 cm  
Ø 11.02"

Light source

Medium Base  
E26 LED  
1 x 25 W  
120 V

Bulb not included

Outside diffuser: Metal

	Matte Black – 9005
	Matte Black – 9005
	Matte Champagne
	Matte Champagne

Inside diffuser: Metal

	Matte White – 9010
	Matte White – 9010
	Matte White – 9010
	Matte White – 9010

Hook : Methacrylate

	Grey
	Honey
	Grey
	Honey

Code

16921 2800U
16921 6600U
16921 2700U
16921 6500U

Net weight: 4.19 lbs

Parcels: 2

IP20

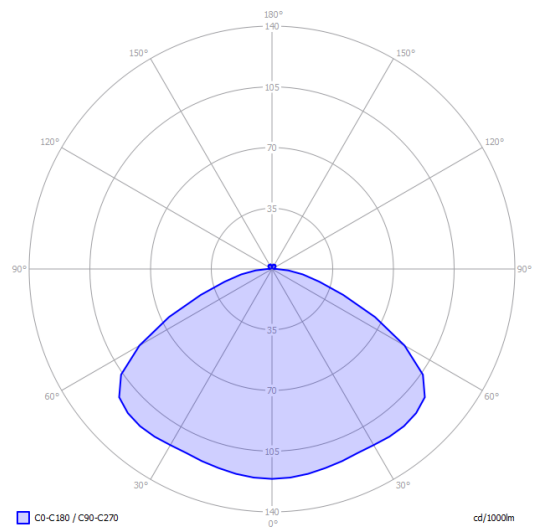
Energy Saving

Cluster suspension lamps must be installed on a *canopy*: find out more on [lodes.com/en/canopies](https://lodes.com/en/canopies)


## JIM bell

Medium Base  
E26 LED  
1 x 25 W  
120 V

## Photometric data



## Options of JIM bell, cone and cylinder



JIM cone



JIM cylinder



JIM dome