


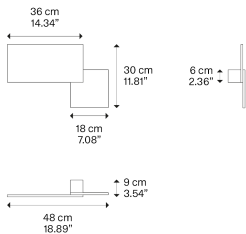
Puzzle,  
Design by Studio Italia Design

### Model Puzzle square & rectangle

Essential forms in metal, square and rectangular, which seem to disappear in the ceiling or wall. In Puzzle lamps, light becomes the feature element of living spaces, creating soft, geometric effects.



#### Puzzle square & rectangle



#### Light source

AC LED  
2700 K  
2 x 16 W  
3500 lm  
220–240 V  
CRI 92  
MacAdam 3–Step

or

AC LED  
3000 K  
2 x 16 W  
3700 lm  
220–240 V  
CRI 92  
MacAdam 3–Step

LED included

#### Structure: Metal

Matte White – 9016  
Matte Black – 9005

#### Code 2700 K

14643 1027

14643 2027

#### Code 3000 K

14643 1030

14643 2030

Net weight: 2.91 kg

Parcels: 1

Connectable directly to a 4" Standard J-Box



#### Energy efficiency class

E

#### Ecodesign Regulation

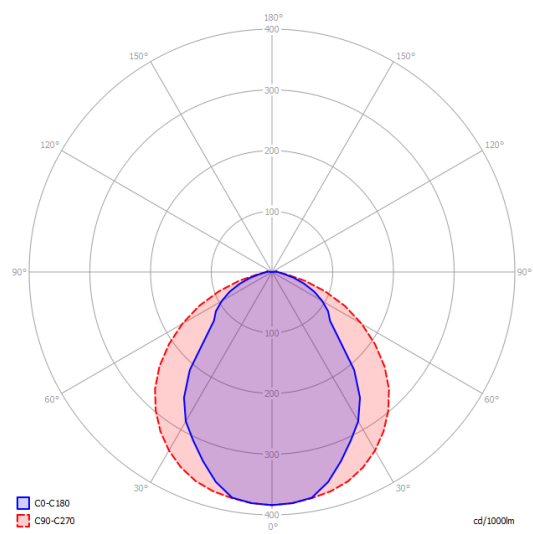
The LED-only light source contained in this fixture must only be replaced by the manufacturer, its support service or similarly qualified personnel.



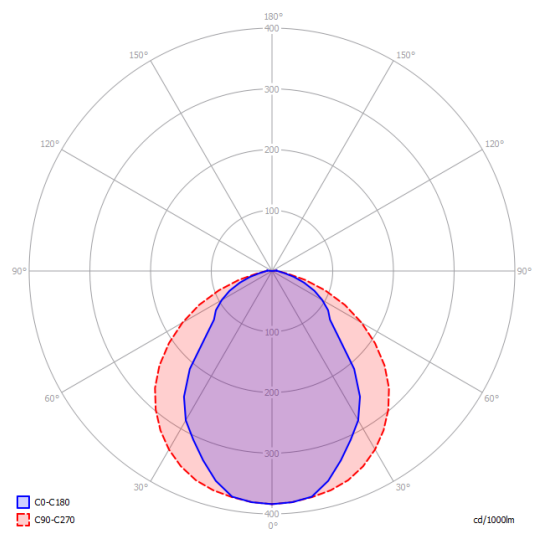
Puzzle square & rectangle

AC LED  
2700 K  
2 x 16 W  
3500 lm  
220–240 V  
CRI 92  
MacAdam 3–Step


Photometric data




AC LED  
3000 K  
2 x 16 W  
3700 lm  
220–240 V  
CRI 92  
MacAdam 3–Step



Options of Puzzle



Puzzle single square



Puzzle double square