


Puzzle Mega, Design by Studio Italia Design

Model Puzzle Mega square large

Large geometric figures characterised by essential forms, which almost merge with the interior architecture when off, only to be surprisingly revealed as harmonies of light and shadow when lit. New matte finishes warm up the geometric panels of *Puzzle Mega*, liquid red, white, taupe and black paints that open new decorative possibilities, playing with harmonies and contrasts of colours and shapes. With *Puzzle Mega*, light gracefully decorates walls and ceilings.



Puzzle Mega square large	Light source	Structure: Metal	Diffuser: MDF	Code 2700 K	Code 3000 K
	LED 2700 K 4 x 15 W / 7000 lm 220–240 V CRI 92 MacAdam 3–Step	<input type="radio"/> Matte White – 9016	<input type="radio"/> Matte White – 9016	16745 1027	16745 1030
		<input type="radio"/> Matte White – 9016	<input type="radio"/> Matte Black – 9005	16745 2027	16745 2030
		<input type="radio"/> Matte White – 9016	<input type="radio"/> Taupe	16745 3927	16745 3930
		<input type="radio"/> Matte White – 9016	<input type="radio"/> Red	16745 6027	16745 6030
		LED 3000 K 4 x 15 W / 7400 lm 220–240 V CRI 92 MacAdam 3–Step			

LED included

Net weight: 8.80 kg

Parcels: 2



IP20

Energy Saving

Dim Triac



Energy efficiency class

F

Ecodesign Regulation

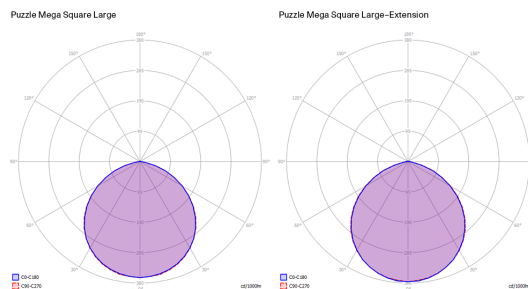
The LED-only light source contained in this fixture must only be replaced by the manufacturer, its support service or similarly qualified personnel.



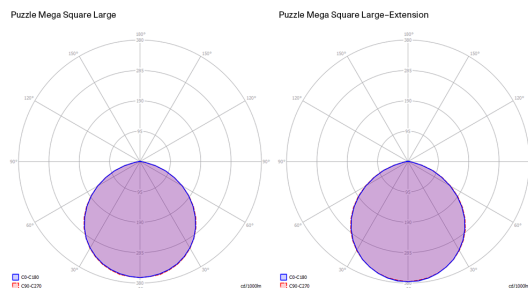
Puzzle Mega square large

LED
 2700 K
 4 × 15 W / 7000 lm
 220–240 V
 CRI 92
 MacAdam 3–Step

Photometric data



LED
 3000 K
 4 × 15 W / 7400 lm
 220–240 V
 CRI 92
 MacAdam 3–Step



Options of Puzzle Mega



Puzzle Mega round small



Puzzle Mega round large



Puzzle Mega square small