

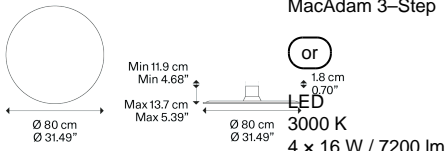


Puzzle Mega,
Design by Studio Italia Design

Model Puzzle Mega round large

Large geometric figures characterised by essential forms, which almost merge with the interior architecture when off, only to be surprisingly revealed as harmonies of light and shadow when lit. Puzzle Mega lamps decorate walls and ceiling with light.



Puzzle Mega round large	Light source	Structure: Metal	Diffuser: MDF	Code 2700 K	Code 3000 K
	LED 2700 K 4 × 16 W / 6800 lm 220–240 V CRI 92 MacAdam 3–Step	 Matte White – 9016	 Matte White – 9016	167013	167014
	 LED 3000 K 4 × 16 W / 7200 lm 220–240 V CRI 92 MacAdam 3–Step LED included				

Net weight: 7.20 kg

Parcels: 2

CE

IP20

Energy Saving 

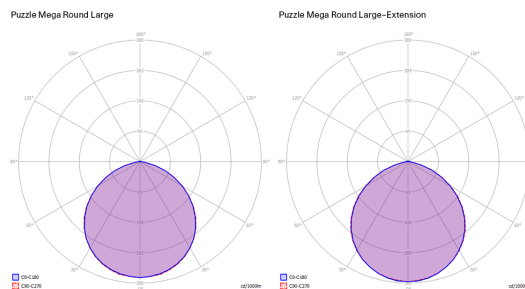
Dim Triac 

EAC

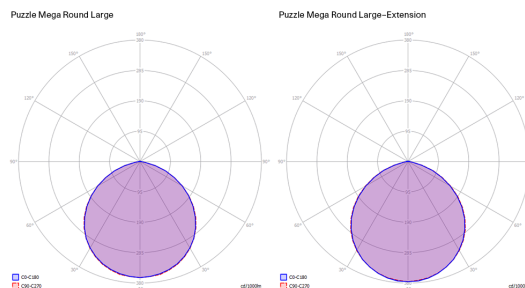
Puzzle Mega round large

LED
 2700 K
 4 x 16 W / 6800 lm
 220-240 V
 CRI 92
 MacAdam 3-Step

Polar diagram



LED
 3000 K
 4 x 16 W / 7200 lm
 220-240 V
 CRI 92
 MacAdam 3-Step



Options of Puzzle Mega

