


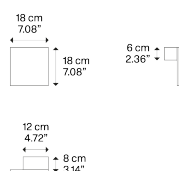
Puzzle Outdoor,
Design by Studio Italia Design

Model Puzzle Outdoor single square

Puzzle Outdoor is a collection designed to enhance the outdoor spaces of homes and buildings, from the façade to the terrace, making them pleasant and comfortable at any time of day. Discrete by day, adaptable to any type of architecture, these lamps featured in essential shapes light up suggestive atmospheres after sundown.



Puzzle Outdoor single square



Light source

AC LED
3000 K
16 W
1700 lm
220–240 V
CRI 92
MacAdam 3–Step

LED included

Structure: Metal

Matte White – 9016
Anthracite Black

Code

14693 1030
14693 4430

Net weight: 1.34 kg

Parcels: 1



IP65

Energy Saving

Dim Triac

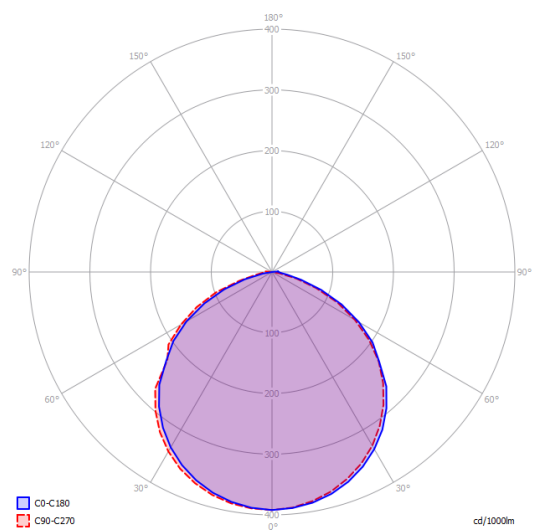


DALI
CONTROLLABLE


Puzzle Outdoor single square

AC LED
3000 K
16 W
1700 lm
220–240 V
CRI 92
MacAdam 3–Step

Photometric data



Options of Puzzle Outdoor




Puzzle Outdoor double square



Puzzle Outdoor square & rectangle



Puzzle Outdoor round single



Puzzle Outdoor round double