


Puzzle Outdoor,
Design by Studio Italia Design

Model Puzzle Outdoor double square

Puzzle Outdoor is a collection designed to enhance the outdoor spaces of homes and buildings, from the façade to the terrace, making them pleasant and comfortable at any time of day. Discrete by day, adaptable to any type of architecture, these lamps featured in essential shapes light up suggestive atmospheres after sundown.



Puzzle Outdoor double square


Structure: Metal

Code

Net weight: 5.00 lbs

Parcels: 1


Options of Puzzle Outdoor




Puzzle Outdoor single
square



Puzzle Outdoor square &
rectangle



Puzzle Outdoor round single



Puzzle Outdoor round
double