

Puzzle Outdoor,
Design by Studio Italia Design

Model Puzzle Outdoor square & rectangle


Puzzle Outdoor is a collection designed to enhance the outdoor spaces of homes and buildings, from the façade to the terrace, making them pleasant and comfortable at any time of day. Discrete by day, adaptable to any type of architecture, these lamps featured in essential shapes light up suggestive atmospheres after sundown.




Puzzle Outdoor square & rectangle	Structure: Metal	Code
-----------------------------------	------------------	------

Net weight: 7.14 lbs Parcels: 1


Options of Puzzle Outdoor




Puzzle Outdoor single square



Puzzle Outdoor double square



Puzzle Outdoor round single



Puzzle Outdoor round double