


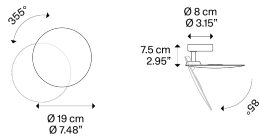
Puzzle Round, Design by Studio Italia Design

Model Puzzle Round single

With its soft shapes, flexible joints and LED light source, Puzzle Round can be adjusted at will to create striking light effects on walls and ceilings. The unobtrusive aesthetics and the four available finishes make it perfect for the most varied living contexts.



Puzzle Round single



Light source

AC LED
2700 K
16 W
1750 lm
220–240 V
CRI 92
MacAdam 3–Step

or

AC LED
3000 K
16 W
1850 lm
220–240 V
CRI 92
MacAdam 3–Step

LED included

Structure: Metal



Matte White – 9016



Matte Black – 9005



Coppery Bronze



Champagne

Code 2700 K

15941 1027

Code 3000 K

15941 1030

15941 2027

15941 2030

15941 3527

15941 3530

15941 4527

15941 4530

Net weight: 0.60 kg

Parcels: 1

Connectable directly to a 4" Standard J-Box



IP20



TRIAC

220–240V



Energy efficiency class

E

Ecodesign Regulation

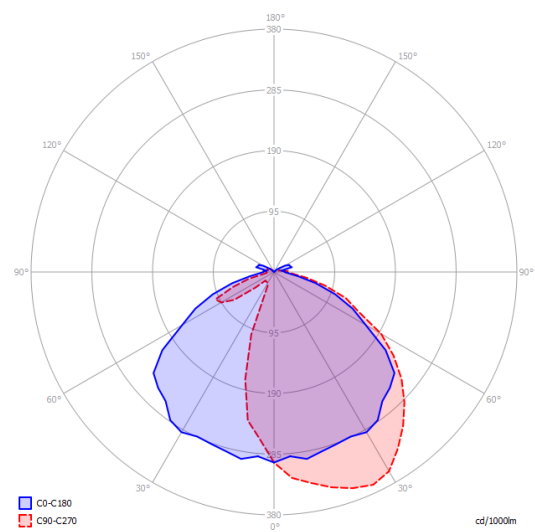
The LED-only light source contained in this fixture must only be replaced by the manufacturer, its support service or similarly qualified personnel.



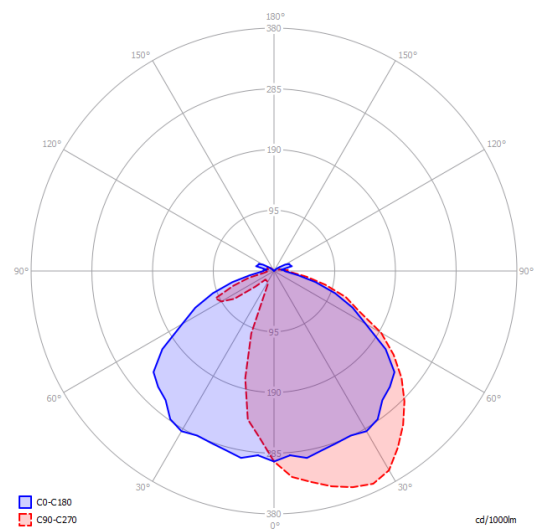
Puzzle Round single

AC LED
2700 K
16 W
1750 lm
220–240 V
CRI 92
MacAdam 3–Step

Photometric data



AC LED
3000 K
16 W
1850 lm
220–240 V
CRI 92
MacAdam 3–Step



Options of Puzzle Round



Puzzle Round double