


Puzzle Round,
Design by Studio Italia Design

Model Puzzle Round single

With its soft shapes, flexible joints and LED light source, Puzzle Round can be adjusted at will to create striking light effects on walls and ceilings. The unobtrusive aesthetics and the four available finishes make it perfect for the most varied living contexts.



Puzzle Round single	Light source	Structure: Metal	Code 2700 K	Code 3000 K
	AC LED 2700 K 16 W 1750 lm 220–240 V CRI 92 MacAdam 3–Step	Matte White – 9016	15941 1027	15941 1030
	or AC LED 3000 K 16 W 1850 lm 220–240 V CRI 92 MacAdam 3–Step	Matte Black – 9005	15941 2027	15941 2030
		Coppery Bronze	15941 3527	15941 3530
		Champagne	15941 4527	15941 4530

Net weight: 0.60 kg

Parcels: 1

Connectable directly to a 4" Standard J-Box



IP20

Energy Saving

Dim Triac

ERC



Energy efficiency class

E

Ecodesign Regulation

The LED-only light source contained in this fixture must only be replaced by the manufacturer, its support service or similarly qualified personnel.

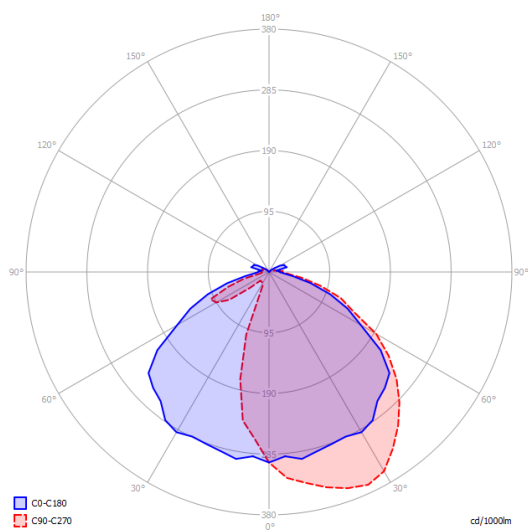


LODES

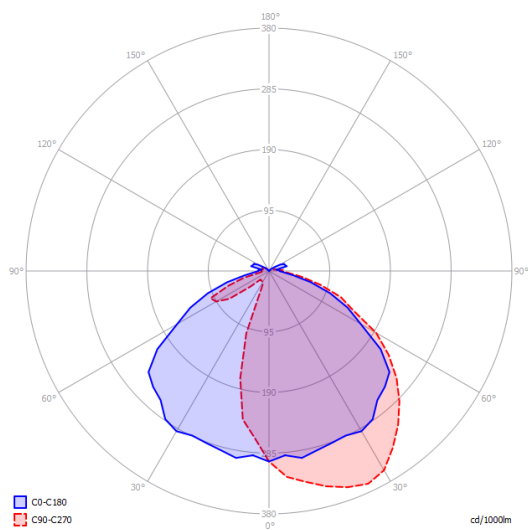
Puzzle Round single

AC LED
 2700 K
 16 W
 1750 lm
 220–240 V
 CRI 92
 MacAdam 3–Step


Photometric data



AC LED
 3000 K
 16 W
 1850 lm
 220–240 V
 CRI 92
 MacAdam 3–Step



Options of Puzzle Round



Puzzle Round double