


## Puzzle Round, Design by Studio Italia Design

### Model Puzzle Round double

With its soft shapes, flexible joints and LED light source, Puzzle Round can be adjusted at will to create striking light effects on walls and ceilings. The unobtrusive aesthetics and the four available finishes make it perfect for the most varied living contexts.



Puzzle Round double	Light source	Structure: Metal	Code 2700 K	Code 3000 K
	AC LED 2700 K 32 W 3500 lm 220–240 V CRI 92 MacAdam 3–Step	<input type="radio"/> Matte White – 9016	15942 1027	15942 1030
	or AC LED 3000 K 32 W 3700 lm 220–240 V CRI 92 MacAdam 3–Step	<input type="radio"/> Matte Black – 9005	15942 2027	15942 2030
		<input type="radio"/> Coppery Bronze	15942 3527	15942 3530
		<input type="radio"/> Champagne	15942 4527	15942 4530

LED included

Net weight: 1.10 kg

Parcels: 1

Connectable directly to a 4" Standard J-Box

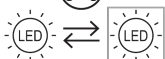


#### Energy efficiency class

**E**

#### Ecodesign Regulation

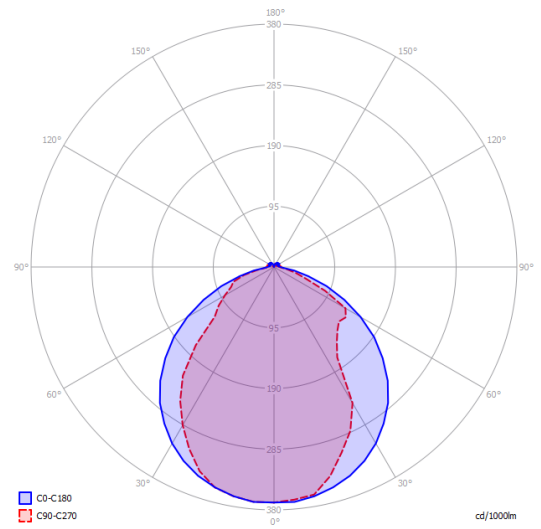
The LED-only light source contained in this fixture must only be replaced by the manufacturer, its support service or similarly qualified personnel.



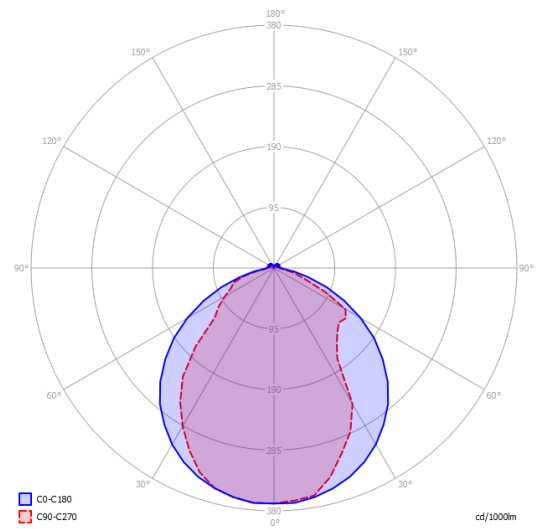
## Puzzle Round double

AC LED  
2700 K  
32 W  
3500 lm  
220–240 V  
CRI 92  
MacAdam 3–Step


## Photometric data



AC LED  
3000 K  
32 W  
3700 lm  
220–240 V  
CRI 92  
MacAdam 3–Step



## Options of Puzzle Round



Puzzle Round single