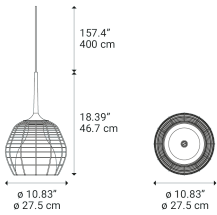












Cage
Model Cage small

The contrast between the delicacy of the blown glass of the elegant glossy diffuser and the hardness of the steel of the outer cage with its irregular structure makes Cage unique and gives it an elegantly vintage touch.



Cage small	Light source	Structure: Metal	Diffuser: Blown glass	Code
	LED E27 1 max 15 W	 White	 White	50110 1600
		 White	 Bronze	50110 3700
		 Black	 White	50110 1700
		 Black	 Bronze	50110 3600
<div>Net weight: 2.35 kg</div> <div>Parcels: 2</div> <div>CE</div> <div>IP20</div> <div>Energy Saving</div> <div>Dim</div> <div>EAC</div>				

Options of Cage



Cage large