

DoubleZero7

Track System, *design by* Lodes

Model Surface Profile

DoubleZero7 is an open and reconfigurable system that brings together the different languages of light – architectural, decorative and functional – combining lighting precision, compositional freedom and aesthetic value within a single, coherent vision. *DoubleZero7* is Lodes' first opentrack system.

A lighting infrastructure designed not only to accommodate dedicated architectural lighting modules, but also to be compatible with all the suspension lights in the catalogue. The track runs through the space like a graphic line, creating fluid and consistent scenarios in which technical function becomes part of the decorative gesture, naturally adapting to every type of setting – from residential to hospitality, from retail to contract environments.

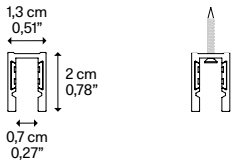


CATEGORY 007 TRACK SYSTEM **NEW**

DESIGN Lodes, 2026

DOUBLEZERO7 SURFACE

Surface Profile

Description
Descrizione

48V track profile for surface mounting, available in three lengths. Aesthetic finishing cover included.

Profilo a binario 48V per installazione a superficie, disponibile in tre lunghezze. Cover estetica di finitura inclusa.

Metal structure
Montatura in metallo

- Extra Matte Black
Nero Extra Opaco
- Extra Matte Champagne
Champagne Extra Opaco
- Extra Matte Black
Nero Extra Opaco
- Extra Matte Champagne
Champagne Extra Opaco
- Extra Matte Black
Nero Extra Opaco
- Extra Matte Champagne
Champagne Extra Opaco

Track length
Lunghezza binario

A 1 m - 39,37"

B 2 m - 78,74"

C 3 m - 118,11"

Code
Codice

T07A100 20

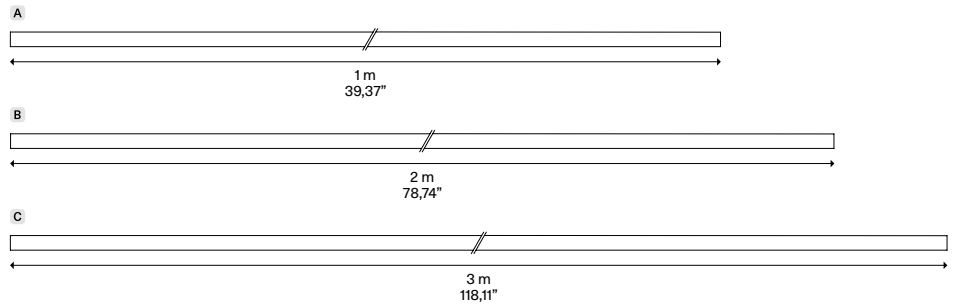
T07A100 45

T07A200 20

T07A200 45

T07A300 20

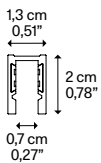
T07A300 45



Net weight 280 g/m² Pack
Peso netto 0,61 lbs/m² Colli 1



Surface 90° Curve

Description
Descrizione

90° curved element - 30 cm / 11,81" radius for the Surface track, for creating curves on the same installation plane. Aesthetic finishing cover included.

Elemento curvo a 90° - raggio 30 cm/11,81" per il binario Surface, per realizzare curve sullo stesso piano di installazione. Cover estetica di finitura inclusa.

Metal structure
Montatura in metallo

- Extra Matte Black
Nero Extra Opaco
- Extra Matte Champagne
Champagne Extra Opaco

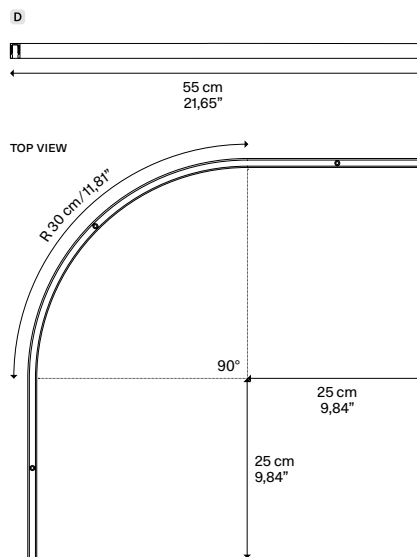
Track curvature
Curvatura binario

D 90° R30

Code
Codice

T07AR30 20

T07AR30 45



Net weight 210 g Pack
Peso netto 0,46 lbs Colli 1

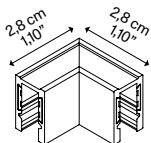


CATEGORY 007 TRACK SYSTEM ACCESSORY **NEW**

DESIGN Lodes, 2026

DOUBLEZERO7 SURFACE

Flat Corner



Net weight	10 g	Pack	1
Peso netto	0,02 lbs	Colli	

Description
Descrizione

90° corner element for connecting two Surface track sections on the same plane.

Elemento angolare a 90° per collegare due segmenti di binario Surface sullo stesso piano.

Metal structure
Montatura in metallo

- Extra Matte Black
Nero Extra Opaco
- Extra Matte Champagne
Champagne Extra Opaco

Corner
Angolo

IN-PLANE

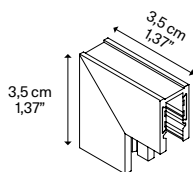
Code
Codice

T07AF90 20

T07AF90 45



Internal Corner



Net weight	10 g	Pack	1
Peso netto	0,02 lbs	Colli	

Description
Descrizione

Internal 90° corner element for connecting two Surface track sections around an inside angle.

Elemento angolare interno a 90° per collegare due segmenti di binario Surface in un angolo rientrante.

Metal structure
Montatura in metallo

- Extra Matte Black
Nero Extra Opaco
- Extra Matte Champagne
Champagne Extra Opaco

Corner
Angolo

INTERNAL

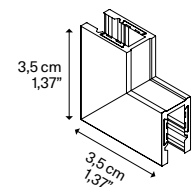
Code
Codice

T07AI90 20

T07AI90 45



External Corner



Net weight	10 g	Pack	1
Peso netto	0,02 lbs	Colli	

Description
Descrizione

External 90° corner element for connecting two Surface track sections around an outside angle.

Elemento angolare esterno a 90° per collegare due segmenti di binario Surface in un angolo sporgente.

Metal structure
Montatura in metallo

- Extra Matte Black
Nero Extra Opaco
- Extra Matte Champagne
Champagne Extra Opaco

Corner
Angolo

EXTERNAL

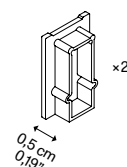
Code
Codice

T07AE90 20

T07AE90 45



End Cap (×2)



Net weight	5 g	Pack	1
Peso netto	0,01 lbs	Colli	

Description
Descrizione

End caps (×2) for closing the end of the Surface track.

Elementi di chiusura (×2) per terminare l'estremità del binario Surface.

Metal structure
Montatura in metallo

- Extra Matte Black
Nero Extra Opaco
- Extra Matte Champagne
Champagne Extra Opaco

Code
Codice

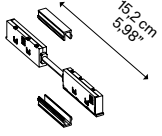
T07AC01 20

T07AC01 45



CATEGORY 007 TRACK SYSTEM ACCESSORY **NEW****DOUBLEZERO7** SURFACE

Joint Connector



Net weight	0,15 g	Pack	1
Peso netto	0,03 lbs	Colli	

Description
Descrizione

Electrical connector ensuring power continuity between two track sections, suitable for both linear connections and corner elements.

Connettore elettrico per garantire la continuità dell'alimentazione tra due segmenti di binario, sia in connessioni lineari che negli elementi angolari.

Metal structure
Montatura in metallo

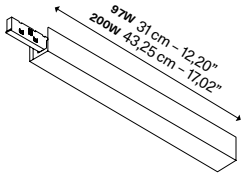
● Extra Matte Black
Nero Extra Opaco

Code
Codice

T07J001



Driver Box End Feed



Net weight	97W	600 g	Pack	1
Peso netto		1,32 lbs	Colli	
	200W	750 g		
		1,65 lbs		

Description
Descrizione

Box with integrated 48V ON/OFF driver, featuring a single side end-feed connector for powering the track from one end.

Box con driver 48V ON/OFF integrato, dotato di connettore end-feed laterale per alimentare il binario da un'estremità.

Metal structure
Montatura in metallo

● Extra Matte Black
Nero Extra Opaco

● Extra Matte Champagne
Champagne Extra Opaco

● Extra Matte Black
Nero Extra Opaco

● Extra Matte Champagne
Champagne Extra Opaco

Power
Potenza

96 w

200 w

Code
Codice

T07AD01 2000

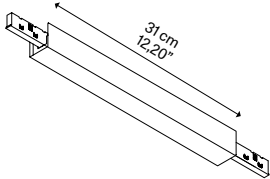
T07AD01 4500

T07AD02 2000

T07AD02 4500



Driver Box Central Feed



Net weight	600 g	Pack	1
Peso netto	1,32 lbs	Colli	

Description
Descrizione

48V ON/OFF driver box with dual side connectors for powering the track from a central point in both directions.

Box con driver 48V ON/OFF integrato, con doppio connettore laterale per alimentare il binario da un punto centrale in entrambe le direzioni.

Metal structure
Montatura in metallo

● Extra Matte Black
Nero Extra Opaco

● Extra Matte Champagne
Champagne Extra Opaco

Power
Potenza

96 w

Code
Codice

T07AD03 2000

T07AD03 4500

48V ON/OFF Driver
for Remote installation

Net weight	97W	160 g	Pack	1
Peso netto		0,35 lbs	Colli	
	200W	320 g		
		0,70 lbs		

Description
Descrizione

48V ON/OFF driver for remote installation, powering the track up to a total load of 96W or 200W.

Driver 48V ON/OFF per installazione remota, che alimenta il binario fino a un carico totale di 96W o 200W.

Metal structure
Montatura in metallo

● Extra Matte Black
Nero Extra Opaco

● Extra Matte Black
Nero Extra Opaco

Power
Potenza

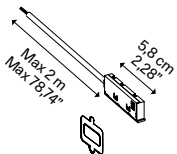
96 w

200 w

Code
Codice

T07ED01 00

T07ED02 00

Feed Connector
for Remote-Driver installation

Net weight	100 g	Pack	1
Peso netto	0,22 lbs	Colli	

Description
Descrizione

Electrical connector for powering the track from one end in remote-driver installations and for connecting a DALI BUS. Includes an installation key for the Trimless Recessed profile.

Connettore elettrico per alimentare il binario da un'estremità nelle installazioni con driver remoto e per collegare un bus DALI. Include una chiave di installazione per il profilo Trimless Recessed.

Metal structure
Montatura in metallo

● Extra Matte Black
Nero Extra Opaco

Code
Codice

T07J002



DOUBLEZERO7 Track Light Modules

CLUSTER CLIP



Bambi SPOTLIGHT




Solitaire WALLWASHER



Camille GENERAL LIGHT



Severine LIGHT LINE

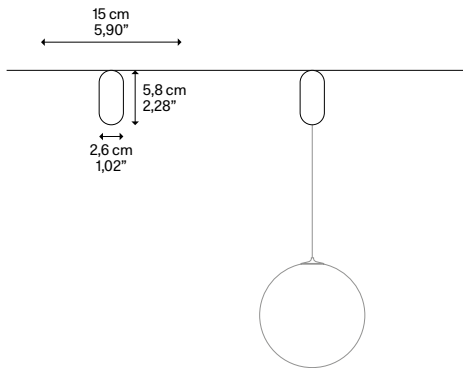


CATEGORY 007 TRACK LIGHT MODULES **NEW**

DESIGN Lodes, 2026

DOUBLEZERO7

Cluster Clip



Description
Descrizione

Adapter with integrated clip for connecting and installing Lodes Cluster pendants on the track. Compatible lamps are shown in the dedicated section below.

Adattatore con clip integrata per collegare e installare le sospensioni Cluster di Lodes sul binario. Le lampade compatibili sono riportate nella sezione dedicata sotto.

Metal structure
Montatura in metallo

- Extra Matte Black
Nero Extra Opaco
- Extra Matte Champagne
Champagne Extra Opaco
- Extra Matte Black
Nero Extra Opaco
- Extra Matte Champagne
Champagne Extra Opaco

Type of dimming
Tipo di dimmerazione



Code
Codice

T07001 20

T07001 45

T07101 20


T07101 45

Net weight 65 g
Peso netto 0,14 lbs

Pack Colli 1



Lodes lamps suitable for DOUBLEZERO7

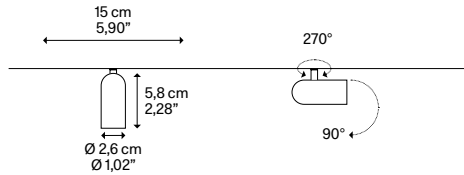


* Volum cluster suspension on the DOUBLEZERO7 system must use the following bulbs, which have to be ordered separately.
Volum sospensione cluster sul sistema DOUBLEZERO7 deve necessariamente utilizzare le seguenti lampadine, da ordinare separatamente.

Light source Sorgente luminosa	Lamp Lampada	System Sistema	Pack Colli	Code Codice
E14 5,1 W	2700 K 570 lm CRI 90 MacAdam 3-Step	Volum 14	1	LAM-0033
E27 9,1 W	2700 K 960 lm CRI 90 MacAdam 3-Step	Volum 22	1	LAM-0034

CATEGORY 007 TRACK LIGHT MODULES **NEW**

DESIGN Lodes, 2026

DOUBLEZERO7**Bambi 26 SPOTLIGHT**

Description
Descrizione

Compact 48V spotlight for the DOUBLEZERO7 track system.

Proiettore compatto a 48V per installazione su binario DOUBLEZERO7.

Optics
Ottica

The product is supplied with three interchangeable optics and an integrated honeycomb louvre.

Il prodotto viene fornito con tre ottiche intercambiabili e filtro honeycomb inclusi.

Metal structure
Montatura in metallo

● Extra Matte Black
Nero Extra Opaco


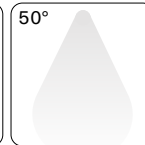
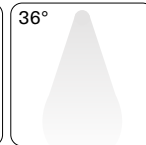
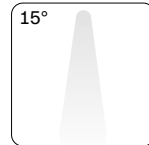
● Extra Matte Champagne
Champagne Extra Opaco

● Extra Matte Black
Nero Extra Opaco

● Extra Matte Champagne
Champagne Extra Opaco

Type of dimming
Dimmerazione

Code Codice	A	Code Codice	B
T07061 2027		T07061 2030	
T07061 4527		T07061 4530	
T07161 2027		T07161 2030	
T07161 4527		T07161 4530	

Beam angle
Angolo del fascio

SPOT

MEDIUM

WIDE

HONEYCOMB LOUVRE

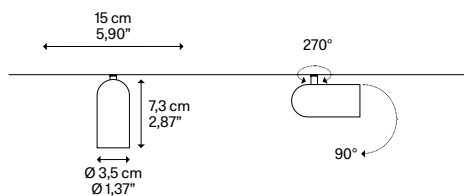
Light source
Sorgente luminosa **A**

LED
2700 K
4 W
512 lm
CRI 90
MacAdam 3-Step

Light source
Sorgente luminosa **B**

LED
3000 K
4 W
528 lm
CRI 90
MacAdam 3-Step

Net weight Peso netto	60 g 0,13 lbs	Pack Colli	1
--------------------------	------------------	---------------	---

**Bambi 35 SPOTLIGHT**

Description
Descrizione

Compact 48V spotlight for the DOUBLEZERO7 track system.

Proiettore compatto a 48V per installazione su binario DOUBLEZERO7.

Optics
Ottica

The product is supplied with three interchangeable optics and an integrated honeycomb louvre.

Il prodotto viene fornito con tre ottiche intercambiabili e filtro honeycomb inclusi.


Metal structure
Montatura in metallo

● Extra Matte Black
Nero Extra Opaco


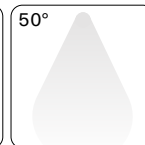
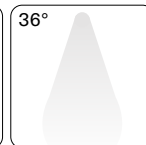
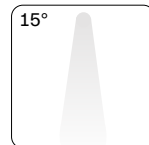
● Extra Matte Champagne
Champagne Extra Opaco

● Extra Matte Black
Nero Extra Opaco

● Extra Matte Champagne
Champagne Extra Opaco

Type of dimming
Dimmerazione

Code Codice	A	Code Codice	B
T07062 2027		T07062 2030	
T07062 4527		T07062 4530	
T07162 2027		T07162 2030	
T07162 4527		T07162 4530	

Beam angle
Angolo del fascio

SPOT

MEDIUM

WIDE

HONEYCOMB LOUVRE

Light source
Sorgente luminosa **A**

LED
2700 K
8 W
768 lm
CRI 90
MacAdam 3-Step

Light source
Sorgente luminosa **B**

LED
3000 K
8 W
792 lm
CRI 90
MacAdam 3-Step

Net weight Peso netto	120 g 0,26 lbs	Pack Colli	1
--------------------------	-------------------	---------------	---

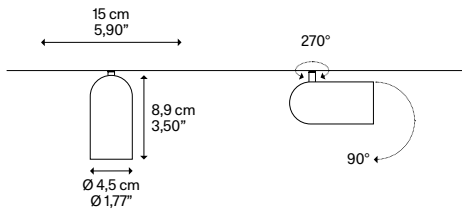


CATEGORY 007 TRACK LIGHT MODULES **NEW**

DESIGN Lodes, 2026

DOUBLEZERO7

Bambi 45 SPOTLIGHT

Description
Descrizione

Compact 48V spotlight for the DOUBLEZERO7 track system.

Proiettore compatto a 48V per installazione su binario DOUBLEZERO7.

Optics
Ottica

The product is supplied with three interchangeable optics and an integrated honeycomb louvre.

Il prodotto viene fornito con tre ottiche intercambiabili e filtro honeycomb inclusi.

Metal structure
Montatura in metallo

● Extra Matte Black
Nero Extra Opaco

● Extra Matte Champagne
Champagne Extra Opaco

● Extra Matte Black
Nero Extra Opaco

● Extra Matte Champagne
Champagne Extra Opaco

Type of dimming
DimmerazioneCode
Codice

T07063 2027

T07063 4527

T07163 2027

T07163 4527

ACode
Codice

T07063 2030

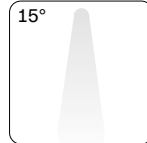
T07063 4530

T07163 2030

T07163 4530

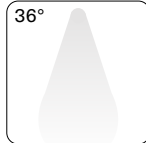
BBeam angle
Angolo del fascio

15°



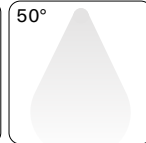
SPOT

36°




MEDIUM

50°



WIDE



HONEYCOMB LOUVRE

Light source
Sorgente luminosa **A**

LED
2700 K
12 W
1340 lm
CRI 90
MacAdam 3-Step

Light source
Sorgente luminosa **B**

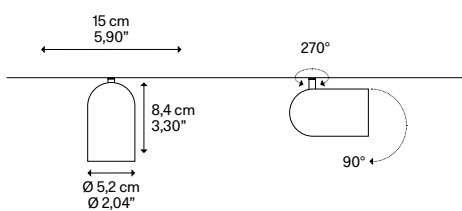
LED
3000 K
12 W
1390 lm
CRI 90
MacAdam 3-Step

Net weight 220 g
Peso netto 0,48 lbs

Pack
Colli 1



Solitaire WALLWASHER

Description
Descrizione

Compact 48V wallwasher spotlight for installation on the DOUBLEZERO7 track system.

Proiettore compatto wallwasher a 48V per installazione su binario DOUBLEZERO7.

Optics
Ottica

The wallwasher optic is designed to provide uniform illumination of walls and vertical surfaces.

L'ottica wallwasher è progettata per garantire un'illuminazione uniforme di pareti e superfici verticali.


Metal structure
Montatura in metallo

● Extra Matte Black
Nero Extra Opaco

● Extra Matte Champagne
Champagne Extra Opaco

● Extra Matte Black
Nero Extra Opaco

● Extra Matte Champagne
Champagne Extra Opaco

Type of dimming
DimmerazioneCode
Codice

T07051 2027

T07051 4527

T07151 2027

T07151 4527

ACode
Codice

T07051 2030

T07051 4530

T07151 2030

T07151 4530

BBeam angle
Angolo del fascio

WALLWASHER

Light source
Sorgente luminosa **A**

LED
2700 K
10 W
1970 lm
CRI 90
MacAdam 3-Step

Light source
Sorgente luminosa **B**

LED
3000 K
10 W
2100 lm
CRI 90
MacAdam 3-Step

Net weight 260 g
Peso netto 0,57 lbs

Pack
Colli 1



CATEGORY 007 TRACK LIGHT MODULES **NEW**

DESIGN Lodes, 2026

DOUBLEZERO7

Camille GENERAL LIGHT



Description
Descrizione

Adjustable 48V general light module with micro-prismatic diffuser for the DOUBLEZERO7 track system.

Modulo orientabile a luce diffusa 48V con diffusore microprismatico, per installazione su binario DOUBLEZERO7.

Metal structure
Montatura in metallo

- Extra Matte Black Nero Extra Opaco
- Extra Matte Champagne Champagne Extra Opaco
- Extra Matte Black Nero Extra Opaco
- Extra Matte Champagne Champagne Extra Opaco

Type of dimming
Dimmerazione



Code
Codice

T07031 2027

T07031 4527

T07131 2027

T07131 4527

A

Code
Codice

T07031 2030

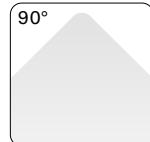
T07031 4530

T07131 2030

T07131 4530

B

Beam angle
Angolo del fascio



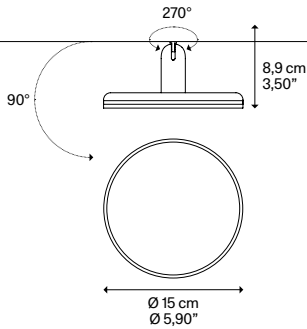
WIDE

Light source
Sorgente luminosa

LED
2700 K
12 W
1896 lm
CRI 90
MacAdam 3-Step

Light source
Sorgente luminosa


LED
3000 K
12 W
1902 lm
CRI 90
MacAdam 3-Step



Net weight 360 g / 1.27 lbs
Peso netto 0,79 lbs
Pack Colli 1



Severine 30 LIGHT LINE



Description
Descrizione

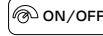
48V light line for installation on the DOUBLEZERO7 track system, 30 cm / 11,81" length.

Linea di luce a 48V per installazione su binario DOUBLEZERO7, lunghezza 30 cm / 11,81".

Metal structure
Montatura in metallo

- Extra Matte Black Nero Extra Opaco
- Extra Matte Black Nero Extra Opaco

Type of dimming
Dimmerazione



Code
Codice

T07091 27

T07191 27

A

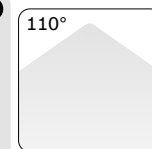
Code
Codice

T07091 30

T07191 30

B

Beam angle
Angolo del fascio



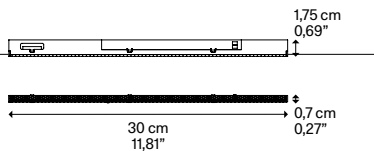
EXTRA WIDE

Light source
Sorgente luminosa

LED
2700 K
4 W
532 lm
CRI 90
MacAdam 3-Step

Light source
Sorgente luminosa

LED
3000 K
4 W
544 lm
CRI 90
MacAdam 3-Step



Net weight 60 g / 0.21 lbs
Peso netto 0,13 lbs
Pack Colli 1




CATEGORY 007 TRACK LIGHT MODULES **NEW**

DESIGN Lodes, 2026

DOUBLEZERO7

Severine 60 LIGHT LINE

Description
Descrizione

48V light line for installation on the DOUBLEZERO7 track system, 60 cm / 23,62" length.

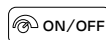
Linea di luce a 48V per installazione su binario DOUBLEZERO7, lunghezza 60 cm / 23,62".

Light source
Sorgente luminosa **A**

LED
2700 K
8 W
1064 lm
CRI 90
MacAdam 3-Step

Metal structure
Montatura in metallo

- Extra Matte Black
Nero Extra Opaco
- Extra Matte Black
Nero Extra Opaco

Type of dimming
DimmerazioneCode
Codice

T07092 27


ACode
Codice

T07092 30

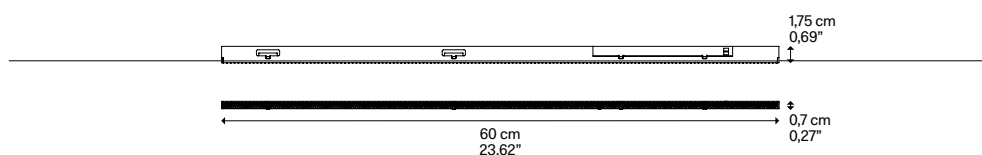
B

T07192 27

T07192 30

Beam angle
Angolo del fascio

EXTRA WIDE



Net weight 100 g
Peso netto 0,22 lbs

Pack
Colli 1



Severine 90 LIGHT LINE

Description
Descrizione

48V light line for installation on the DOUBLEZERO7 track system, 90 cm / 35,43" length.

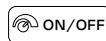
Linea di luce a 48V per installazione su binario DOUBLEZERO7, lunghezza 90 cm / 35,43".

Light source
Sorgente luminosa **A**

LED
2700 K
12 W
1596 lm
CRI 90
MacAdam 3-Step

Metal structure
Montatura in metallo

- Extra Matte Black
Nero Extra Opaco
- Extra Matte Black
Nero Extra Opaco

Type of dimming
DimmerazioneCode
Codice

T07093 27

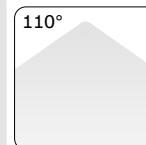
ACode
Codice

T07093 30

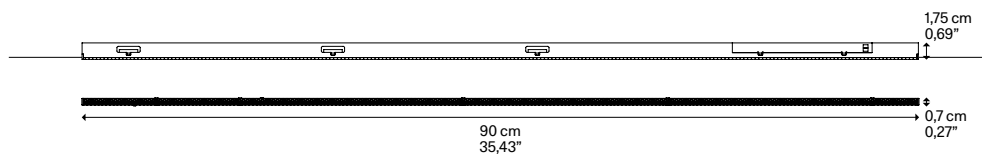
B

T07193 27

T07193 30

Beam angle
Angolo del fascio

EXTRA WIDE



Net weight 145 g
Peso netto 0,31 lbs

Pack
Colli 1

